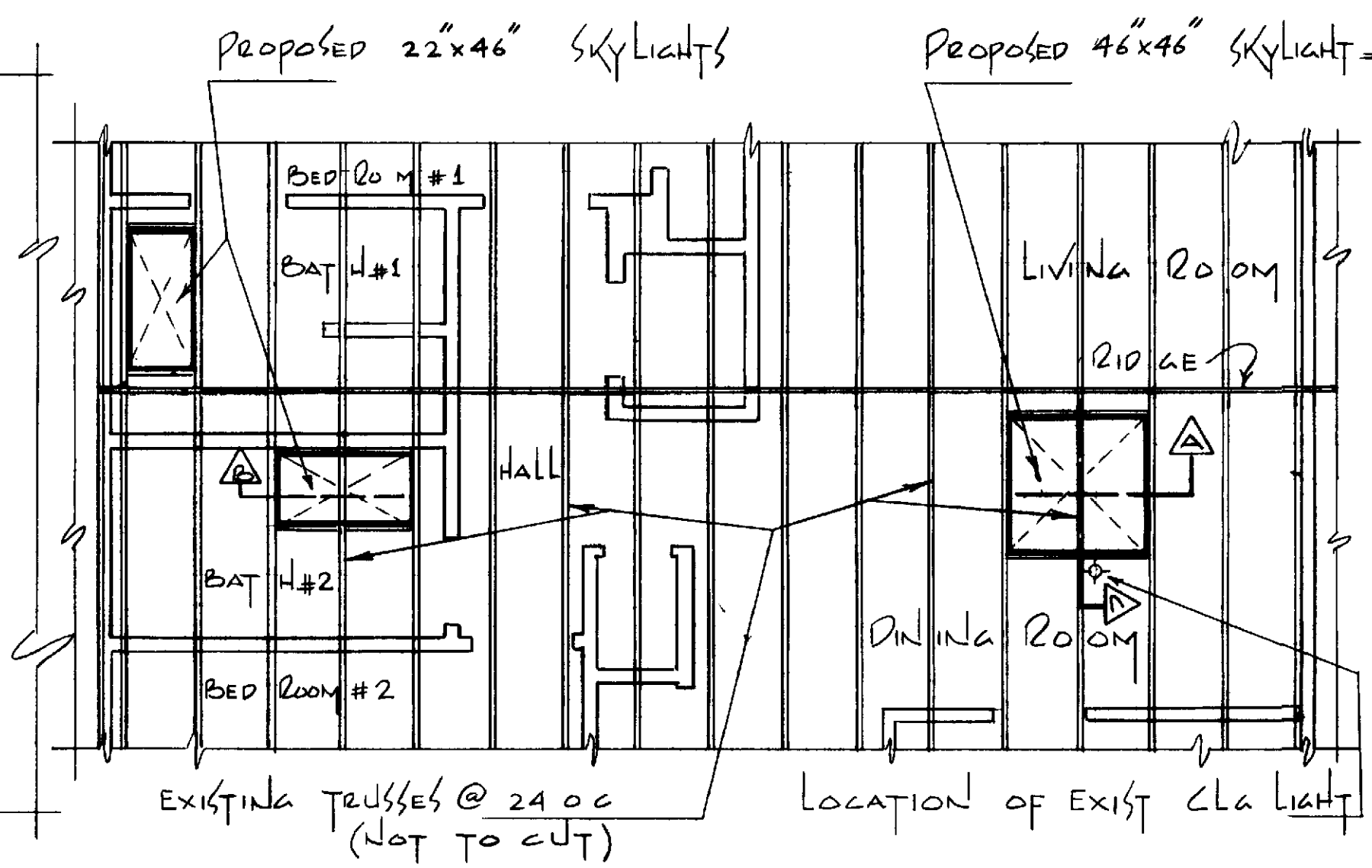


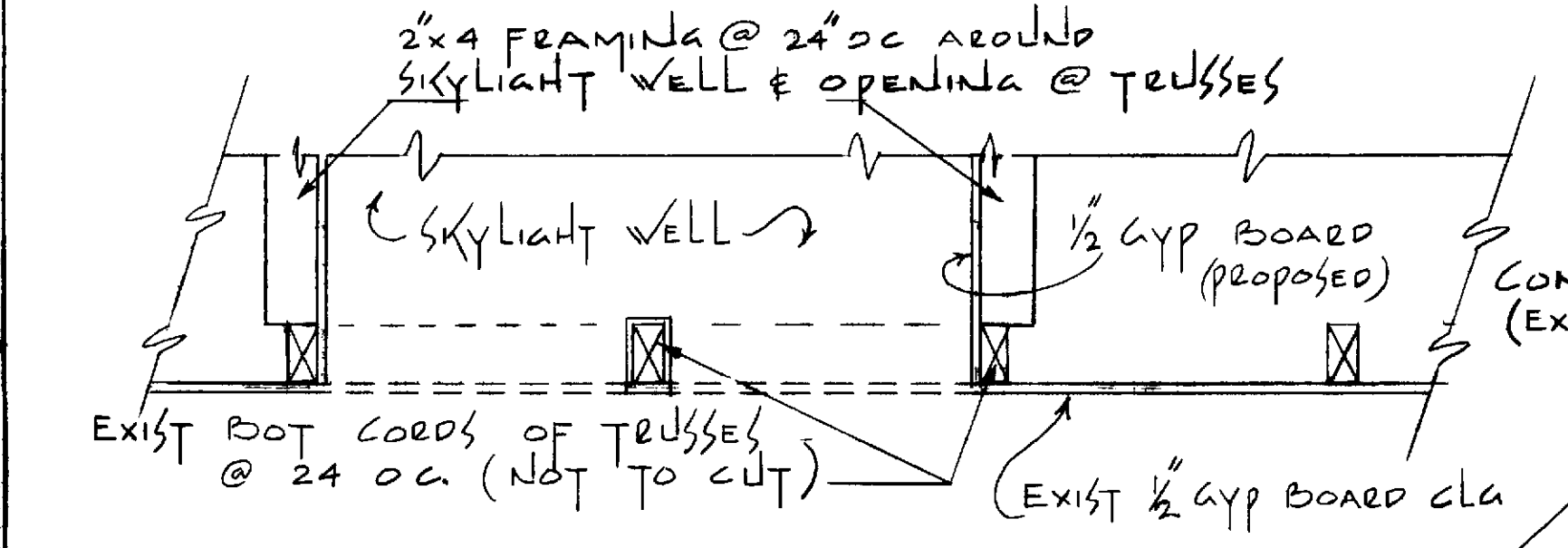
PARTIAL FLOOR PLAN
SCALE 1/4" = 1'-0"



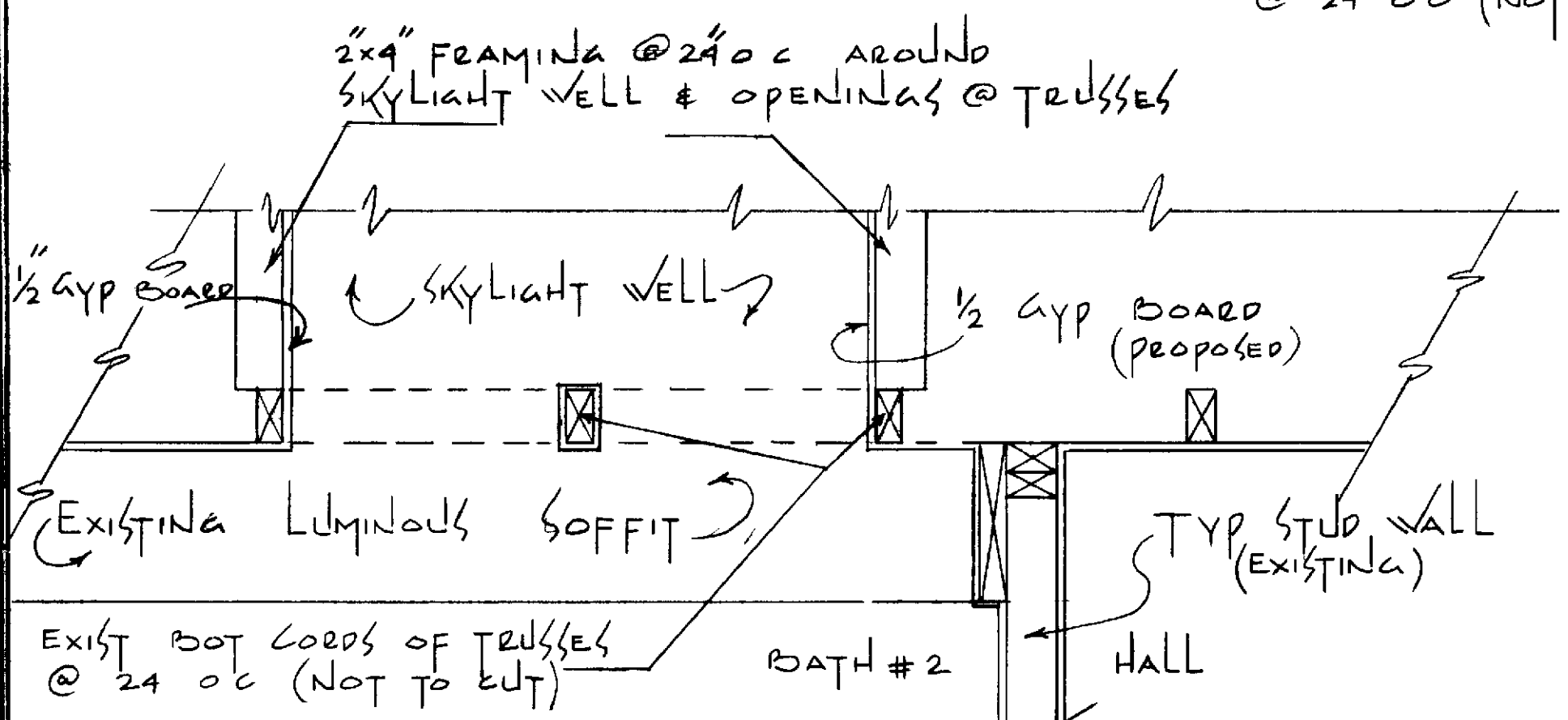
PARTIAL ROOF PLAN
SCALE 1/4" = 1'-0"

GENERAL NOTES

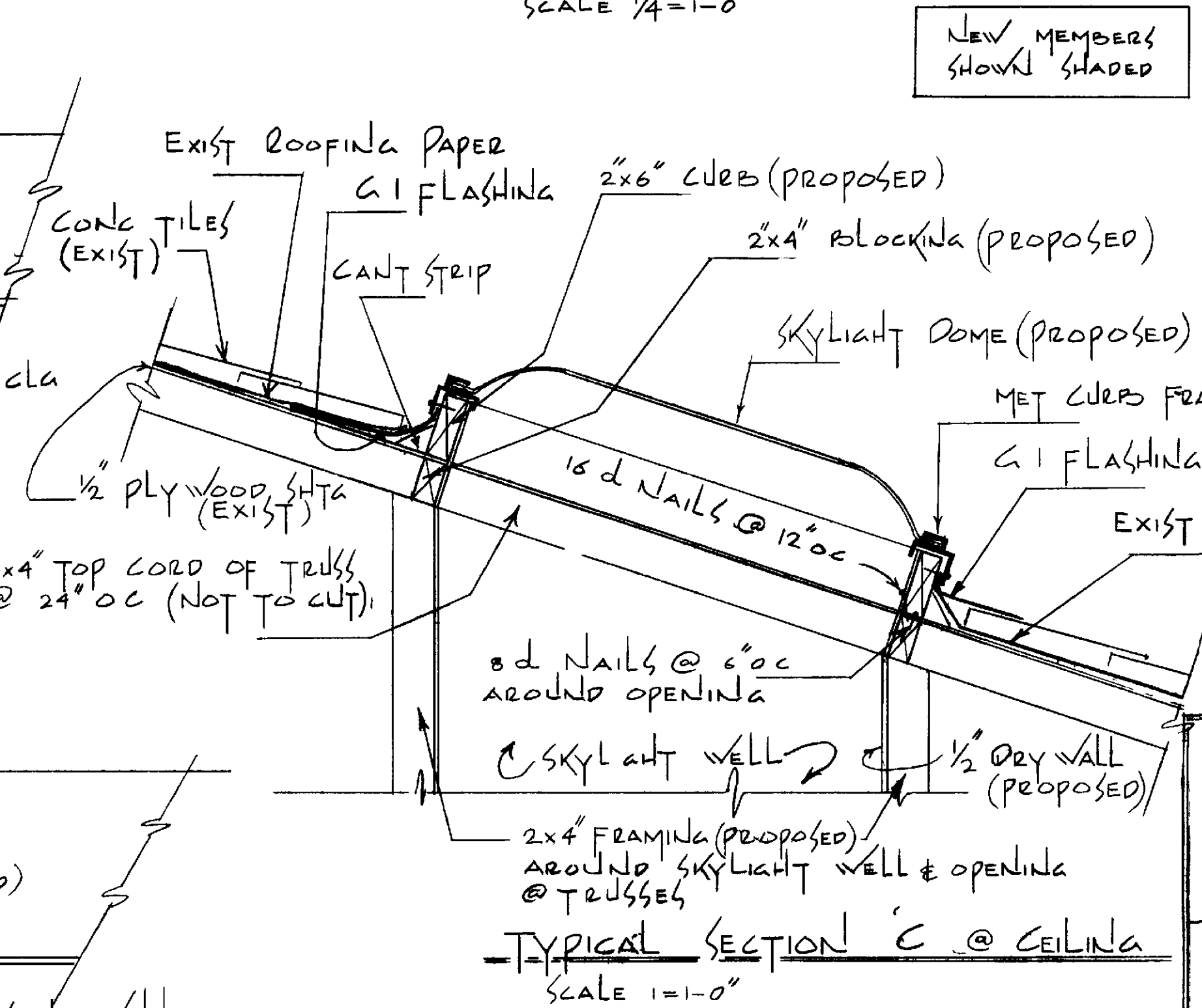
- 1 DIMENSIONS HAVE PREFERENCE OVER SCALE
- 2 CONTRACTOR SHALL VERIFY ALL DIMENSIONS & CONDITIONS @ EA JOB SITE PRIOR TO COMMENCING CONSTRUCTION
- 3 CONTRACTOR SHALL SECURE & PAY FOR ALL PERMITS READ BY P C M & ORANGE COUNTY PLGA DEPT
- 4 LINE ALL SKYLIGHT AREAWAYS WITH DRY WALL
- 5 ALL PHASES OF CONSTRUCTION SHALL COMPLY WITH CURRENT ED OF THE IBC &/OR STATE & LOCAL CODES
- 6 UPON COMPLETION CONTRACTOR SHALL REMOVE ALL DEBRIS & EXCESS MATERIAL & LEAVE AREAS OF WORK ROOM CLEAN
- 7 ALL FASTENERS EXPOSED TO WEATHERING SHALL BE CORROSION RESISTANT OR GALVANIZED METAL
- 8 SKYLIGHT SHALL BE I C B O NO 1998 APPROVED ITEM
- 9 FRAMING LUMBER
HORIZONTAL DF-L#1
VERTICAL DF-L#2
(OR BETTER)
- 10 TYPE OF CONSTRUCTION V N
- 11 GROUP OF OCCUPANCY R-1
- 12 NO SELF-FLASHING SKYLITES ARE ALLOWED NO EXCEPTIONS
- 13 ALL SKYLITES SHALL BE PARTIALLY WITH CAP SCREWS. NAILS ARE NOT PERMISSIBLE
- 14 ALL SKYLITES SHALL BE REQUIRED TO HAVE A MINIMUM OF 5/2" CLEARANCE ABOVE THE ROOF



SECTION A @ CEILING
SCALE 1" = 1'-0"



SECTION B @ CEILING
SCALE 1" = 1'-0"



TYPICAL SECTION C @ CEILING
SCALE 1" = 1'-0"

NEW MEMBERS SHOWN SHADED

(76 599)

VILLA FUENTE P-42 & RP-42
MALAGA, & CASA MARIO
INSTALLATION OF SKYLIGHTS IN
DINING AND BATH ROOMS

LEISURE WORLD STANDARD
PLAN NUMBER 195

PROFESSIONAL COMMUNITY MGT
APPROVED

PCM INC 380-4616
PO BOX 2220, LAGUNA HILLS CA

DATE SEPTEMBER 4, 1980 @
REVISED JUNE 8, 1981 JAM