

Using OverDrive to Check out eBooks & eAudiobooks

Use these steps to borrow and enjoy digital titles from your library on your Windows® or Mac® computer.

1

Visit OC Public Library's OverDrive site by typing ocpl.overdrive.com in your web browser or by clicking on the link.

2

Sign in with your library card number and pin number.

If you need assistance with your pin, you can contact us at ocpl.eltoro@occr.ocgov.com

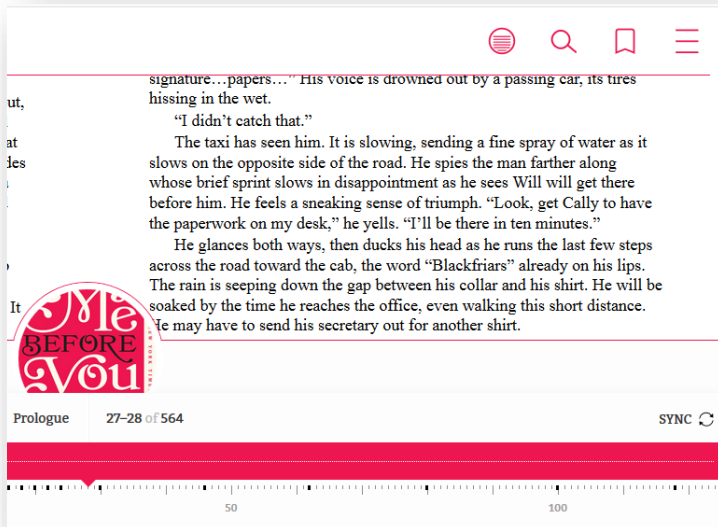
3


You're all set!

A few things:

- You can search by author, title, or series
- You can have a total of 10 checkouts and 10 holds at a time.
- No Late Fees! Borrowed items are automatically returned on due date

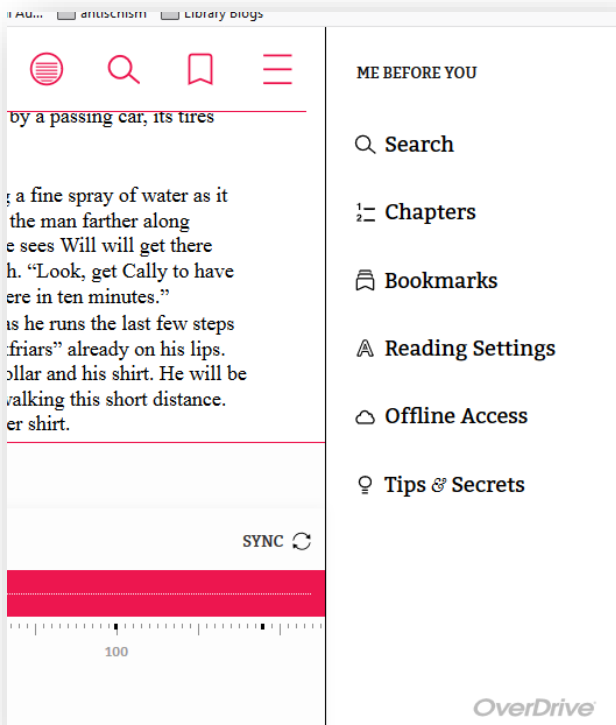
OverDrive Tips



In an ebook, tap the screen and then go to  > *Reading Settings*.

From there, you can:

- Drag the "Text scale" slider to change the size of the text.
- Change the background lighting
- Skip between chapters and add bookmarks



- You can also skip between chapters and add bookmarks
- Review all the bookmarks and highlights you have set throughout the title.
- Visit help.overdrive.com for more help

Questions? Please contact us at ocpl.eltoro@occr.ocgov.com