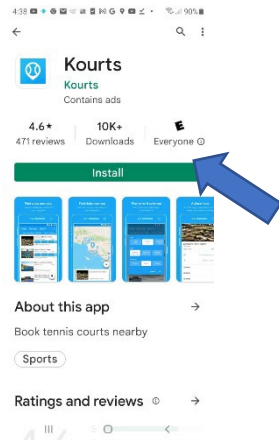


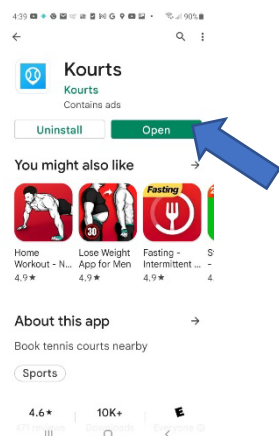
# Kourts Reservation System

## Install App & Register

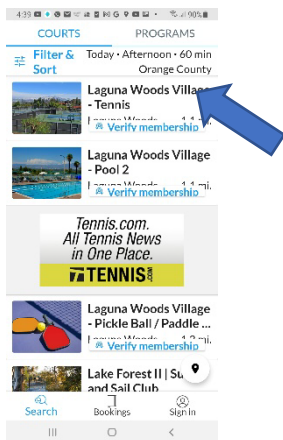
1. Download the Kourts application on your smartphone through the App Store or Google Play.



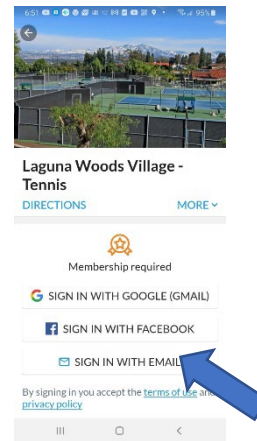
2. Open the app the first time.



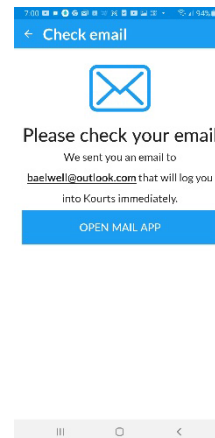
3. Select “Laguna Woods Village – Tennis”



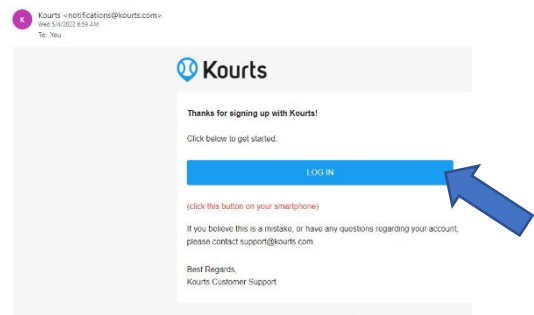
4. Sign-in with the email you’ve previously provided VMS.



5. This window appears to tell you an email has been sent to you:

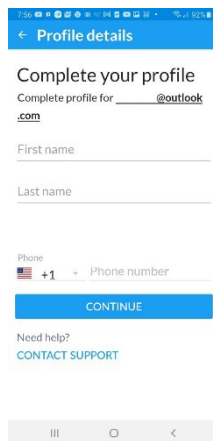


6. Open the email **on your smartphone** and tap “Login.”



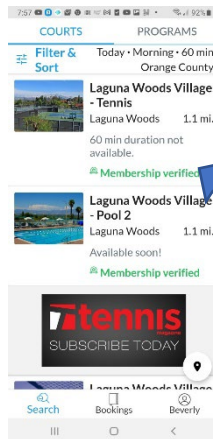
# Kourts Reservation System

7. Complete profile registration form with name and phone #.



The screenshot shows a mobile app interface for 'Profile details'. At the top, it says 'Complete your profile' and 'Complete profile for [redacted]@outlook.com'. Below this are input fields for 'First name' and 'Last name'. There is a 'Phone' section with a dropdown for country code (set to '+1') and a 'Phone number' field. A blue 'CONTINUE' button is positioned below the phone field. At the bottom, there is a link for 'Need help? CONTACT SUPPORT'.

8. Registration confirmed.

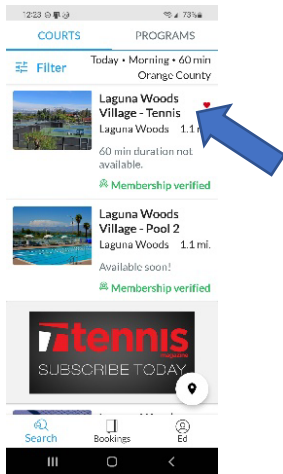


9. If you have any difficulty getting your Kourts membership verified, contact Lorie Pascoe, VMS Sr. Recreation Leader, at the Tennis Clubhouse M-F, 7:30-11:30 a.m., (949) 268-2481, [tennis.club@vmsinc.org](mailto:tennis.club@vmsinc.org), for assistance.

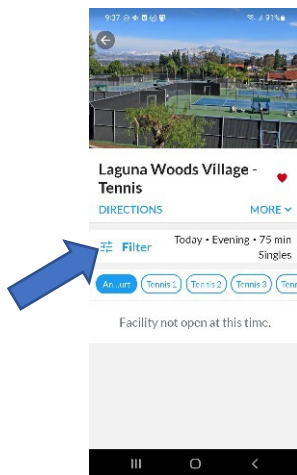
# Kourts Reservation System

## Reserve a Court

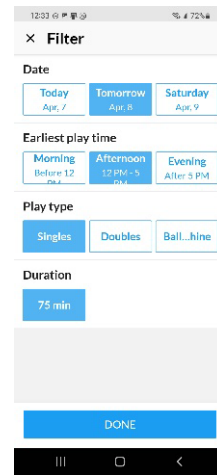
1. Open the Kourts app on your phone.
2. Tap Laguna Woods Village Tennis



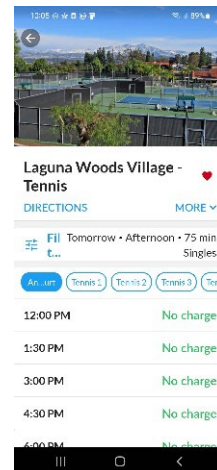
3. Tap “Filter”



4. Tap desired date, play time, play type; then tap “DONE.”

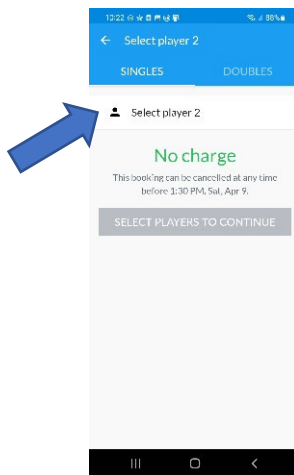


5. Tap “Any Court” to let app pick 1<sup>st</sup> available court, or tap your preferred court. Then tap an available time. Be aware that if you’re trying to reserve during congested times (e.g. 7:30 a.m. – 10:30 a.m.), you must reserve 3 full days in advance and be at this point on the app just before your desired time slot becomes available (e.g. 8:29 a.m. for 8:30 slot). Reservations go to those with the fastest fingers.

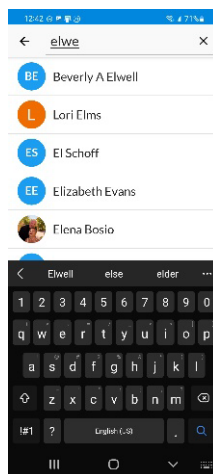


# Kourts Reservation System

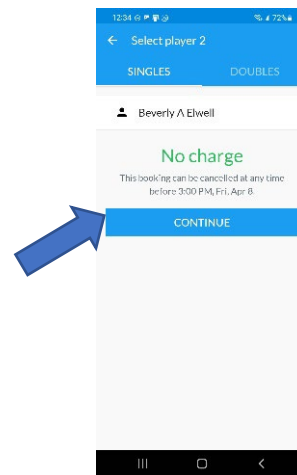
6. Tap “Select player.”



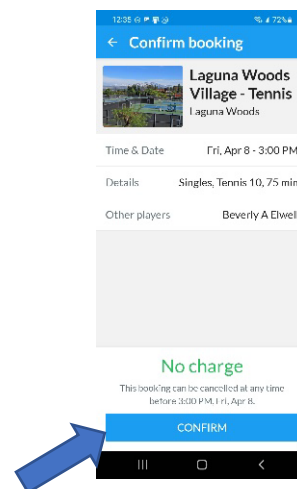
7. Begin typing name of player (either 1<sup>st</sup> or last) in search window, then tap desired player when their name appears.



8. When all players have been entered, tap “Continue.”



9. Tap “Confirm.”



10. Confirmed booking. Each registered player will receive an email from the app.

